

Scaled data based on original data using
LM-79-08 Approved Method: Electrical and Photometric Measurements of Solid-
State Lighting Products

Test Report Prepared for
Cooper Lighting Solutions
(formerly Eaton)

Brand: McGRAW-EDISON

Report Number: P386104

Luminaire Tested: **GWC-SA1D-727-U-SL2-HSS**

Issue Date: 3/3/2020

Test Information

Test Method: LM-79-08
Report Number: P386104
TEST IS SCALED FROM IESNA LM-79-08 TEST DATA (G2-1903-205-21)
Test Lab: INNOVATION CENTER
Issue Date: 3/3/2020
Manufacturer: COOPER LIGHTING SOLUTIONS (FORMERLY EATON)
Product Line: MCGRAW-EDISON
Catalog Number: GWC-SA1D-727-U-SL2-HSS
Description: GALLEON WALL LUMINAIRE
(1) 70 CRI, 2700K, 1200mA LIGHTSQUARE WITH 16 LEDS AND TYPE II SPILL
LIGHT ELIMINATOR OPTICS WITH HOUSE SIDE SHIELD
Light Source: -
Ballast/Driver: ELECTRONIC DRIVER

Summary

Lumens per Lamp: N/A
Luminaire Lumens: 5740 lumens
Efficiency: N/A
Efficacy: 85.7 lumens/watt
Luminous Opening: Rectangular (W 0.5' x L: 0.5' x H: 0')
IES Classification: Type III - Medium
BUG Rating: B1 - U0 - G2

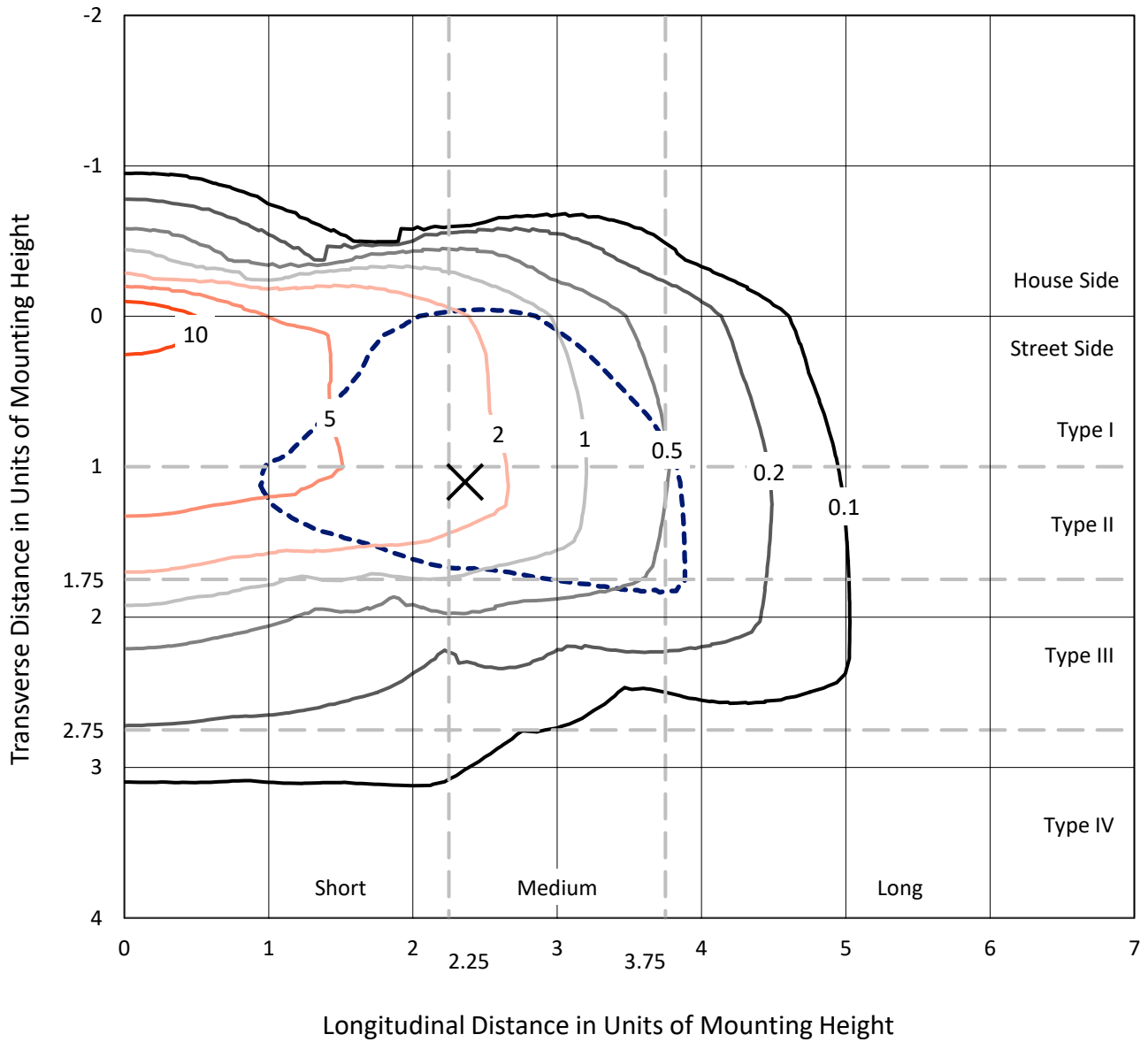
Input Watts (W): 67
Input Voltage (V): NR
Input Current (Ain): NR
Voltage Rise (V): NR
Power Factor: NR
Total Harmonic Distortion (THDi): NR
Frequency (hertz): 60
Stabilization Time: NR
Operation Time: NR
Ambient Temperature (°C): NR
Test Distance: 24 FT



REPORT NUMBER: P386104
 CATALOG NUMBER: GWC-SA1D-727-U-SL2-HSS

Iso-Footcandle Lines of Horizontal Illumination

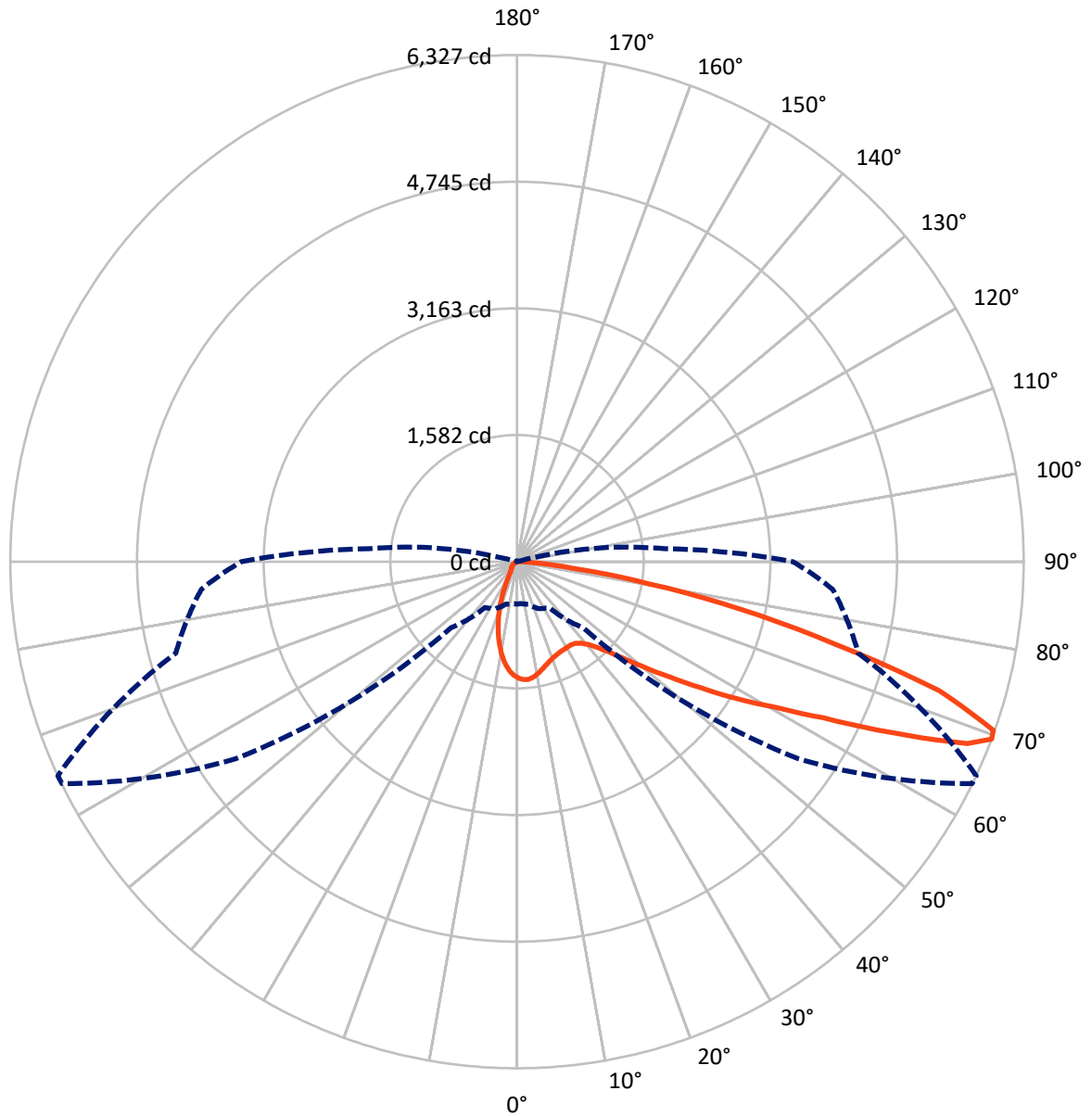
✕ Max cd
 - - - 1/2 Max cd



Based on 10 foot mounting height. Maximum calculated value = 14.5 fc
 Type III - Medium - N/A

REPORT NUMBER: P386104
CATALOG NUMBER: GWC-SA1D-727-U-SL2-HSS

Luminous Intensity Polar Plot



— Vertical Plane Through 65-Deg Lateral - - - Horizontal Cone Through 69-Deg Vertical

REPORT NUMBER: P386104

CATALOG NUMBER: GWC-SA1D-727-U-SL2-HSS

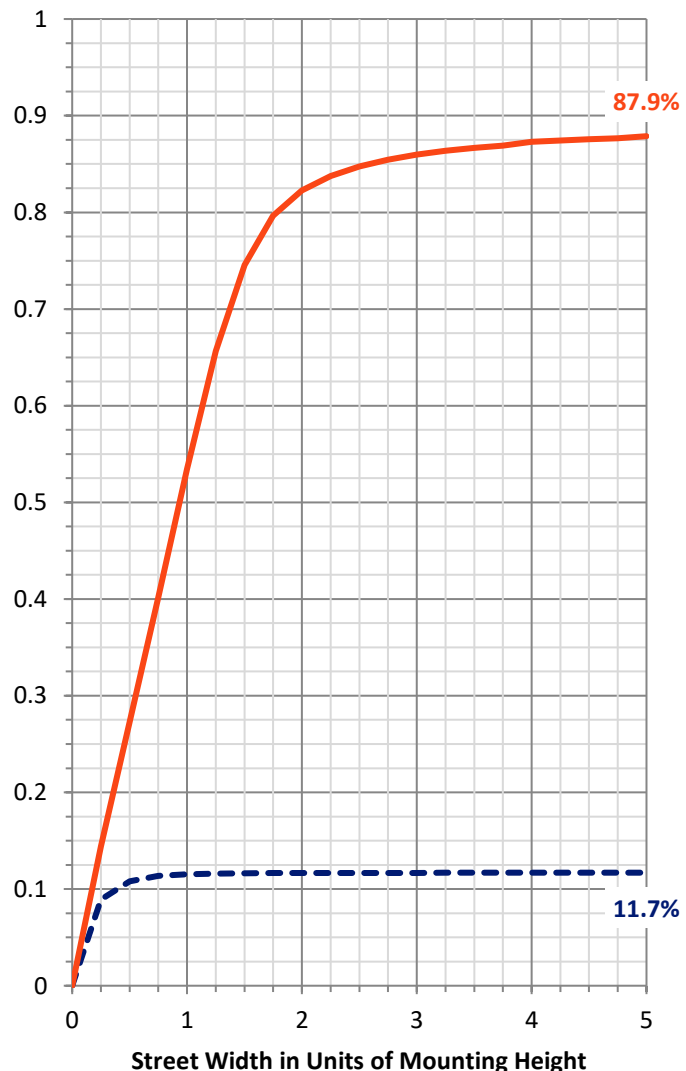
FLUX DISTRIBUTION:

		Downward	Upward	Total
House Side	Lumens	676.6	0.0	676.6
	% Fixture	11.8	0.0	11.8
Street Side	Lumens	5063.4	0.0	5063.4
	% Fixture	88.2	0.0	88.2
Total	Lumens	5740.0	0.0	5740.0
	% Fixture	100.0	0.0	100.0

Coefficient of Utilization

ZONAL LUMENS:

Zone	Lumens	% Fixture
0°-10°	121.3	2.1
10°-20°	265.5	4.6
20°-30°	367.7	6.4
30°-40°	512.8	8.9
40°-50°	797.0	13.9
50°-60°	1279.5	22.3
60°-70°	1447.3	25.2
70°-80°	850.0	14.8
80°-90°	98.9	1.7
90°-100°	0.0	0.0
100°-110°	0.0	0.0
110°-120°	0.0	0.0
120°-130°	0.0	0.0
130°-140°	0.0	0.0
140°-150°	0.0	0.0
150°-160°	0.0	0.0
160°-170°	0.0	0.0
170°-180°	0.0	0.0
0°-90°	5740.0	100.0
0°-180°	5740.0	100.0



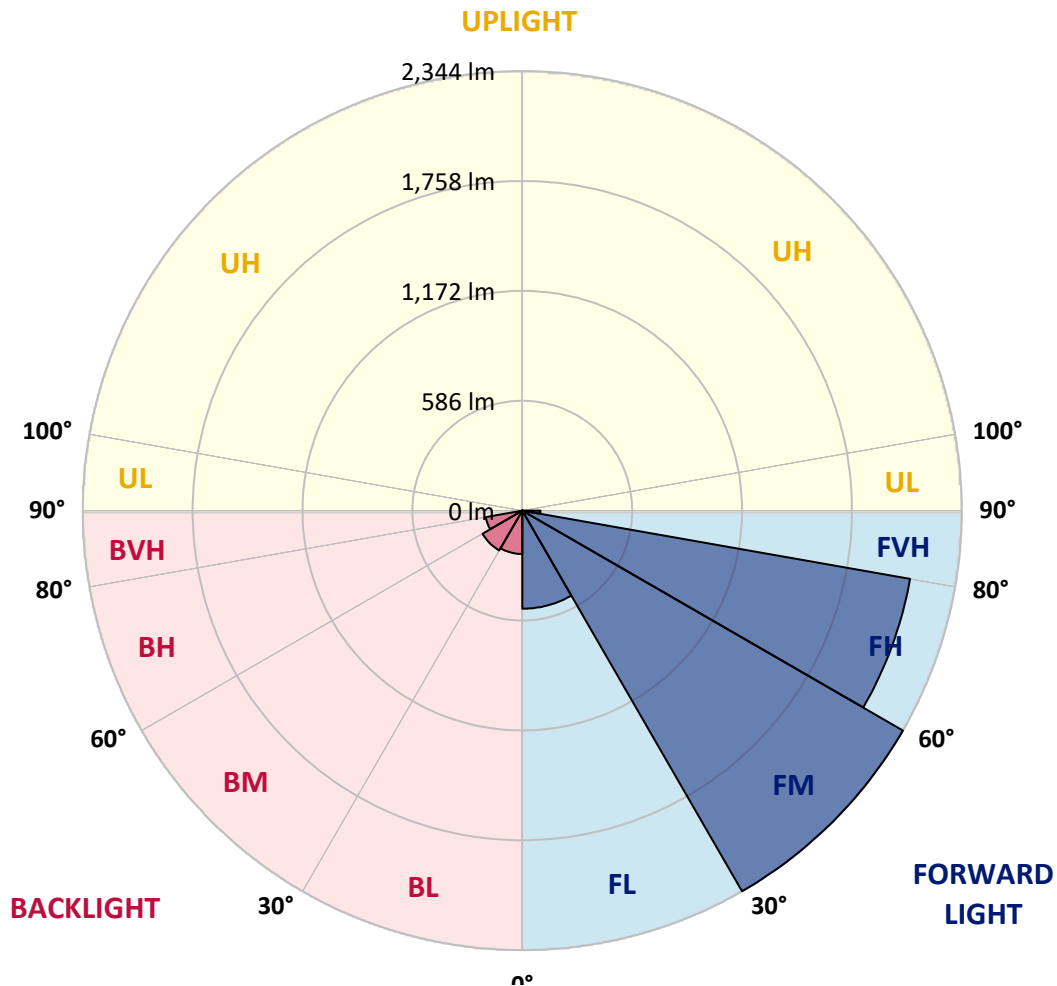
REPORT NUMBER: P386104

CATALOG NUMBER: GWC-SA1D-727-U-SL2-HSS

LUMINAIRE CLASSIFICATION SYSTEM LUMEN TABLE AND BUG RATING:

Zone	Lumens	% Fixture	Zone Rating/Lumen Limit		
			B	U	G
FL (0°-30°)	523.0	9.1			
FM (30°-60°)	2344.0	40.8			
FH (60°-80°)	2099.6	36.6			G2/5000
FVH (80°-90°)	96.7	1.7			G1/100
BL (0°-30°)	231.5	4.0	B1/500		
BM (30°-60°)	245.2	4.3	B1/1000		
BH (60°-80°)	197.7	3.4	B1/500		G1/500
BVH (80°-90°)	2.2	0.0			G0/10
UL (90°-100°)	0.0	0.0		U0/0	
UH (100°-180°)	0.0	0.0		U0/0	

BUG Rating: B1-U0-G2
 Type III Medium





REPORT NUMBER: P386104

CATALOG NUMBER: GWC-SA1D-727-U-SL2-HSS

CANDELA DISTRIBUTION (FULL):

	0°	5°	15°	25°	35°	45°	55°	64°	65°	75°	85°
0°	1450.5	1450.5	1450.5	1450.5	1450.5	1450.5	1450.5	1450.5	1450.5	1450.5	1450.5
2.5°	1463.4	1459.7	1462.7	1469.0	1472.1	1472.1	1474.6	1471.6	1472.6	1465.6	1455.4
5°	1371.8	1366.2	1374.2	1392.0	1413.8	1432.5	1460.2	1474.8	1476.3	1476.5	1464.6
7.5°	1273.2	1268.1	1280.0	1300.9	1329.1	1363.8	1412.1	1454.4	1456.8	1479.7	1470.9
10°	1193.1	1189.4	1203.3	1225.6	1258.6	1297.5	1356.8	1415.5	1422.6	1473.1	1469.9
12.5°	1129.4	1126.5	1139.6	1165.4	1199.1	1242.1	1304.0	1372.3	1381.8	1458.3	1465.1
15°	1083.0	1082.5	1093.5	1118.2	1155.6	1195.7	1259.1	1332.2	1343.2	1442.2	1464.4
17.5°	1058.7	1059.5	1067.5	1088.6	1120.7	1160.5	1221.2	1298.5	1310.4	1427.9	1468.0
20°	1056.3	1057.0	1061.4	1073.3	1099.3	1134.5	1190.4	1270.0	1282.4	1417.2	1473.8
22.5°	1077.7	1077.2	1078.4	1077.2	1091.8	1118.5	1170.0	1248.2	1262.5	1410.2	1478.4
25°	1118.7	1118.0	1117.5	1108.5	1098.8	1113.1	1161.5	1235.8	1249.4	1405.1	1481.1
27.5°	1175.8	1175.3	1174.6	1159.8	1130.6	1121.6	1162.4	1231.2	1242.6	1401.0	1480.6
30°	1250.9	1254.3	1253.3	1232.6	1187.2	1147.6	1172.6	1228.8	1238.7	1392.9	1475.5
32.5°	1339.0	1345.8	1351.2	1329.1	1272.2	1199.1	1196.2	1231.4	1238.7	1386.9	1466.3
35°	1430.6	1439.3	1459.0	1451.2	1376.4	1276.6	1236.8	1247.5	1253.5	1390.3	1461.9
37.5°	1520.7	1531.1	1573.9	1596.5	1512.9	1379.1	1299.9	1287.0	1290.2	1410.9	1466.8
40°	1625.4	1641.2	1706.0	1742.5	1675.9	1516.3	1394.4	1355.1	1356.3	1456.3	1489.4
42.5°	1762.9	1779.1	1849.3	1906.4	1859.5	1689.7	1522.6	1459.0	1457.8	1541.3	1542.6
45°	1930.4	1947.5	2020.1	2083.5	2062.3	1895.2	1686.8	1610.8	1609.4	1675.4	1643.4
47.5°	2120.4	2137.1	2202.0	2267.3	2290.2	2135.2	1896.0	1818.0	1814.6	1861.7	1799.0
50°	2283.4	2294.3	2354.0	2442.0	2544.9	2430.1	2156.1	2081.0	2077.4	2109.2	2027.6
52.5°	2342.6	2348.9	2409.7	2532.8	2789.8	2829.4	2497.8	2401.2	2398.5	2412.3	2331.9
55°	2222.6	2234.1	2308.6	2491.3	2922.4	3280.6	2929.2	2797.5	2777.4	2747.5	2650.1
57.5°	1895.7	1913.9	1994.1	2237.0	2860.5	3638.7	3563.1	3245.9	3216.3	3033.6	2908.8
60°	1420.4	1442.7	1509.3	1771.4	2529.9	3766.2	4255.8	3745.5	3678.7	3261.5	3146.6
62.5°	974.7	985.9	1031.0	1201.8	1863.2	3557.3	4835.4	4414.7	4292.7	3509.2	3403.8
65°	744.4	748.3	766.8	825.6	1109.5	2889.6	5065.8	5297.6	5150.1	3805.5	3670.7
67.5°	599.9	596.8	622.3	706.3	743.0	1762.9	4797.0	6132.8	6063.9	4201.7	3939.3
69°	529.0	524.6	550.6	648.3	697.8	1165.4	4288.4	6322.5	6326.9	4410.8	3957.8
70°	476.1	479.0	504.7	613.8	682.5	914.7	3802.6	6274.2	6308.7	4489.0	3847.1
72.5°	317.9	325.7	377.4	509.6	656.3	692.2	2296.0	5384.0	5516.6	4312.9	3300.6
75°	179.2	185.1	246.5	384.2	618.4	659.2	1212.7	3966.6	4094.8	3606.6	2545.2
77.5°	87.9	91.1	139.4	248.0	517.1	628.1	687.8	2694.3	2840.8	2354.0	1439.6
80°	37.2	38.9	69.7	153.0	369.7	599.4	510.8	1658.2	1676.4	922.2	383.5
82.5°	14.3	14.8	29.4	95.5	234.9	467.3	427.2	786.2	767.3	173.7	87.4
85°	1.7	1.9	10.7	57.3	130.7	240.5	347.1	338.8	313.6	34.5	44.9
87.5°	0.0	0.0	0.7	17.5	38.9	112.7	180.5	140.6	126.8	11.2	23.3
90°	0.0	0.0	0.0	0.0	0.0	0.0	0.0	0.0	0.0	0.0	0.0



REPORT NUMBER: P386104

CATALOG NUMBER: GWC-SA1D-727-U-SL2-HSS

CANDELA DISTRIBUTION (continued):

	90°	95°	105°	115°	125°	135°	145°	155°	165°	175°	180°
0°	1450.5	1450.5	1450.5	1450.5	1450.5	1450.5	1450.5	1450.5	1450.5	1450.5	1450.5
2.5°	1446.9	1444.4	1431.3	1412.4	1394.4	1372.1	1350.7	1337.8	1327.6	1320.8	1328.8
5°	1450.8	1440.1	1400.2	1349.2	1299.2	1242.8	1190.4	1145.9	1128.4	1109.0	1117.8
7.5°	1449.5	1429.4	1357.7	1266.9	1175.1	1080.1	990.2	921.0	885.1	849.9	858.8
10°	1443.5	1409.5	1300.9	1166.3	1028.9	892.4	764.8	667.9	613.8	564.7	571.8
12.5°	1430.1	1382.7	1233.9	1051.2	867.3	687.4	538.0	413.9	347.3	317.9	321.6
15°	1422.1	1356.8	1162.9	934.6	694.9	478.7	328.9	244.6	214.2	204.5	205.7
17.5°	1418.2	1331.7	1089.6	801.3	518.6	304.8	212.5	187.5	180.9	179.2	179.7
20°	1414.3	1306.5	1014.0	669.4	357.3	205.0	174.6	167.3	164.9	162.7	163.2
22.5°	1407.8	1282.2	932.9	535.8	240.9	166.4	157.4	150.3	145.2	142.6	143.1
25°	1399.7	1256.7	850.1	399.1	175.8	148.4	139.9	129.9	123.9	119.0	119.3
27.5°	1386.9	1225.4	764.6	290.5	147.7	132.9	121.4	110.5	100.3	94.7	94.7
30°	1368.9	1189.9	669.6	207.9	132.4	117.6	103.7	90.1	79.2	74.1	73.6
32.5°	1349.0	1153.0	573.7	157.6	120.2	103.2	87.4	73.1	63.4	59.3	59.0
35°	1332.0	1113.1	478.0	132.1	108.1	89.4	72.1	60.0	52.2	48.8	48.6
37.5°	1321.1	1073.3	384.7	118.0	97.2	76.5	60.5	49.5	44.0	41.3	41.0
40°	1319.4	1043.7	299.5	107.4	87.0	65.1	50.5	42.0	36.9	34.0	33.8
42.5°	1341.5	1026.7	229.8	98.4	76.5	55.1	43.0	35.9	30.6	27.7	27.4
45°	1399.5	1032.0	176.8	90.4	66.1	46.6	36.4	29.9	25.0	22.8	22.3
47.5°	1505.4	1068.9	140.6	82.3	56.1	39.6	31.1	24.8	20.6	18.5	18.2
50°	1693.9	1155.6	117.6	73.6	46.9	33.8	25.7	20.2	16.8	14.8	14.6
52.5°	1944.0	1310.1	104.9	65.1	38.9	28.7	21.1	16.0	13.1	11.7	11.4
55°	2220.0	1497.1	96.7	55.9	31.8	23.8	16.8	12.6	10.2	9.0	8.5
57.5°	2489.3	1659.1	88.9	46.9	26.5	19.4	13.4	10.0	8.0	6.8	6.6
60°	2736.8	1808.0	79.9	37.6	21.6	15.3	10.4	7.8	6.3	5.1	5.1
62.5°	3001.8	1923.2	67.5	29.4	17.7	11.7	8.5	7.0	5.1	4.4	4.1
65°	3282.6	2008.7	52.9	22.8	13.8	8.7	7.0	7.3	4.1	3.2	2.9
67.5°	3490.0	1991.7	39.1	18.0	10.7	6.8	6.8	7.8	3.6	2.4	2.2
69°	3444.3	1853.5	32.8	15.5	9.2	5.8	6.3	7.8	3.4	2.2	1.9
70°	3312.0	1700.4	28.9	13.8	8.3	5.3	6.1	7.5	3.2	2.2	1.9
72.5°	2758.2	1280.7	22.6	10.4	6.6	4.4	5.1	6.6	3.2	2.2	1.7
75°	2074.7	819.7	17.2	7.5	4.9	3.4	3.9	4.9	3.2	1.9	1.7
77.5°	1128.9	295.6	12.4	5.1	3.4	2.7	2.7	3.6	2.9	1.5	1.0
80°	290.2	74.3	7.8	3.4	2.7	1.9	1.7	2.4	1.7	0.2	0.0
82.5°	71.7	16.8	4.1	2.4	1.9	0.7	0.7	1.2	0.7	0.0	0.0
85°	39.3	8.3	2.7	1.7	1.0	0.0	0.0	0.2	0.0	0.0	0.0
87.5°	20.2	2.4	0.7	0.5	0.2	0.0	0.0	0.0	0.0	0.0	0.0
90°	0.0	0.0	0.0	0.0	0.0	0.0	0.0	0.0	0.0	0.0	0.0

Signify Classified - Internal
Cooper Lighting Solutions Photometric Lab
1121 Highway 74 South
Peachtree City, GA 30269

Scaled Data Report



Report Generated By 670245982

Signify Classified - Internal
Cooper Lighting Solutions Photometric Lab
1121 Highway 74 South
Peachtree City, GA 30269

Scaled Data Report



Signify Classified - Internal
Cooper Lighting Solutions Photometric Lab
1121 Highway 74 South
Peachtree City, GA 30269

Scaled Data Report



Signify Classified - Internal
Cooper Lighting Solutions Photometric Lab
1121 Highway 74 South
Peachtree City, GA 30269

Scaled Data Report



Signify Classified - Internal
Cooper Lighting Solutions Photometric Lab
1121 Highway 74 South
Peachtree City, GA 30269

Scaled Data Report



--- HS — SS

Signify Classified - Internal
Cooper Lighting Solutions Photometric Lab
1121 Highway 74 South
Peachtree City, GA 30269

Scaled Data Report



u

Signify Classified - Internal
Cooper Lighting Solutions Photometric Lab
1121 Highway 74 South
Peachtree City, GA 30269

Scaled Data Report



Signify Classified - Internal
Cooper Lighting Solutions Photometric Lab
1121 Highway 74 South
Peachtree City, GA 30269

Scaled Data Report



(END OF REPORT)